
CHAIN QUARTERLY REPORT

GREATER LONDON

APRIL - JUNE 2015

MAYOR OF LONDON

COPYRIGHT

Greater London Authority

July 2015

Published by
Greater London Authority
City Hall
The Queen's Walk
More London
London SE1 2AA
www.london.gov.uk

CHAIN enquiries 020 7710 0562

Copies of this report are available
from <http://data.london.gov.uk>

CONTENTS

1. INTRODUCTION & KEY FINDINGS

Introduction

Key findings

2. ROUGH SLEEPER POPULATION ANALYSIS

Headlines

Achieving no second night out

No one living on the streets

Intermittent rough sleepers

3. NATIONALITY

Nationality: Rolling figures

Nationality: Breakdown by area

4. SUPPORT NEEDS

5. INSTITUTIONAL & ARMED FORCES HISTORY

6. ACCOMMODATION & RECONNECTION OUTCOMES

7. NO SECOND NIGHT OUT & LONDON RECONNECTIONS

No Second Night Out

London Reconnections Project

8. TEMPORARY ACCOMMODATION

Arrivals

Departures: Destination on departure

Departures: Reason for leaving

9. METHODOLOGY

1. INTRODUCTION & KEY FINDINGS

Introduction

This quarterly report presents information about people seen rough sleeping by outreach teams in London in April – June 2015. Information is derived from the 'Combined Homelessness and Information Network' (CHAIN), a database commissioned and funded by the Greater London Authority (GLA) and managed by St Mungo's Broadway. For more information see www.mungosbroadway.org.uk/chain.

In the rough sleeping figures in this report people are grouped into three categories:

New rough sleepers	Those who had not been contacted by outreach teams rough sleeping before the period
Living on the streets	Those who have had a high number of contacts over 3 weeks or more which suggests they are living on the streets
Intermittent rough sleepers	People who were seen rough sleeping before the period began at some point, and contacted in the period - but not regularly enough to be 'living on the streets'

For more information about the methods used to derive statistics for this report, and definitions of different groups, please see section 9 – Methodology.

Key findings

New rough sleepers

In the period April - June 2015 outreach teams recorded 1447 people in London sleeping rough for the first time.

Of these:

- 1003 (69%) spent just one night sleeping rough
- 413 (29%) slept rough for more than one night but did not go on to live on the streets
- 31 (2%) were deemed to be living on the streets.

The number of new rough sleepers recorded during this period was 14% higher than the same period last year.

By comparison, of the 1268 rough sleepers recorded as new to the streets in April – June 2014 948 (75%) were seen sleeping rough just once. A lower proportion (22%) went on to spend more than one night without meeting the criteria for living on the streets, and 3% went on to live on the streets.

Living on the streets

During April - June 2015 there were 391 people recorded who were deemed to be living on the streets.

This total includes:

- 31 people who were new to rough sleeping in London and remained on the streets during the period
- 105 from the RS205+ cohort who were seen bedded down at least once.

The number of rough sleepers deemed to be living on the streets (391) is 10% lower than the same period last year and 5% higher than the immediately preceding period (January – March 2015).

Intermittent rough sleepers

The number of people who were seen rough sleeping during April - June 2015 who were not new, and did not have enough contacts to be deemed as living on the streets, was 968. This is 16% higher than the same period last year, and 12% higher than the immediately preceding period.

Of these:

- 443 people (46%) were seen on just a single occasion
- 275 people (28%) were seen just twice and
- No one had six or more contacts.

Total number of people seen rough sleeping

In total during the period April - June 2015 outreach teams recorded 2,775 individuals sleeping rough in the capital. This is an 11% increase on the total figure for April – June 2014.

Of that total:

- new rough sleepers account for just over half (52%) of all rough sleepers
- intermittent rough sleepers account for a third (35%) of all those recorded in the period, and
- around one seventh (14%) of those recorded during the period were living on the streets.

2. ROUGH SLEEPER POPULATION ANALYSIS

All London Boroughs: Headlines

NEW ROUGH SLEEPERS

	No. this period	% change from last period	% change on same period last year
Total	1447	+26%	+14%
New RS with no second night out	1003	+22%	+6%
New RS with a second night out but not living on the streets	413	+48%	+49%
New RS joining living on the streets population*	31	-24%	-28%

	This period	Last period	Same period last year
Proportion of new rough sleepers prevented from spending a second night out	69%	72%	75%

LIVING ON THE STREETS (LOS)

	No. this period	% change from last period	% change on same period last year
Total	391	+5%	-10%
LOS - Transferred from new RS*	31	-24%	-28%
LOS - Known	255	+10%	-21%
LOS - RS205+	105	+4%	+54%

INTERMITTENT ROUGH SLEEPERS

	No. this period	% change from last period	% change on same period last year
Total	968	+12%	+16%

	This period	Last period	Same period last year
Proportion of intermittent rough sleepers seen only once during period	46%	47%	48%

OVERALL TOTAL ROUGH SLEEPERS

	No. this period	% change from last period	% change on same period last year
Total	2775	+18%	+11%

*This cohort is listed under both flow and living on the streets headings, but is only counted once towards the overall total

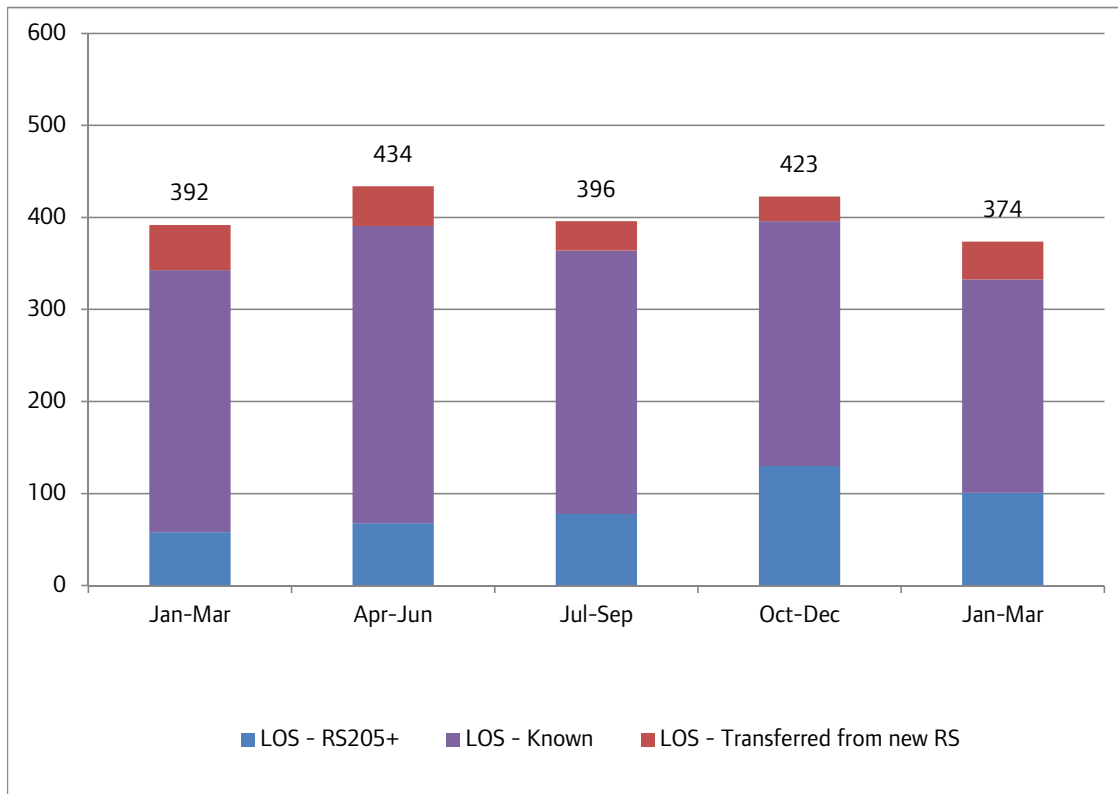
All London Boroughs: Achieving No Second Night Out



Category	No. this period
New RS with no second night out	825
New RS with a second night out but not living on the streets	280
New RS joining living on the streets population	41
Total	1146

Note: New RS = New rough sleepers

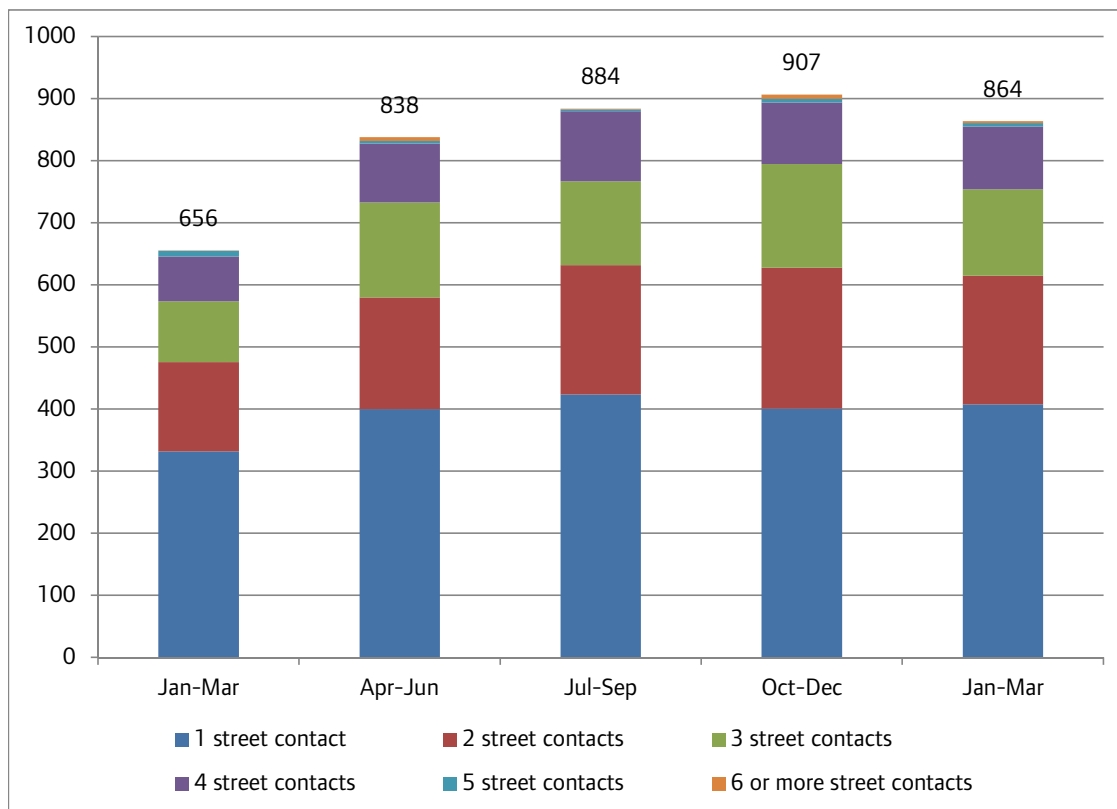
All London Boroughs: No One Living on the Streets



Category	No. this period
LOS - Transferred from new RS	41
LOS - Known	232
LOS - RS205+	101
Total	374

Note: A new RS205 list was implemented in October 2014, which has contributed to an increase in the number of clients counted as 'LOS - RS205+' from Oct-Dec 2014.

All London Boroughs: Intermittent Rough Sleepers



No. bedded down street contacts during this period	No. intermittent rough sleepers
1 street contact	408
2 street contacts	207
3 street contacts	139
4 street contacts	101
5 street contacts	6
6 or more street contacts	3
Total	864

3. NATIONALITY

Nationality: Rolling Figures

Nationality of people seen rough sleeping by outreach services.

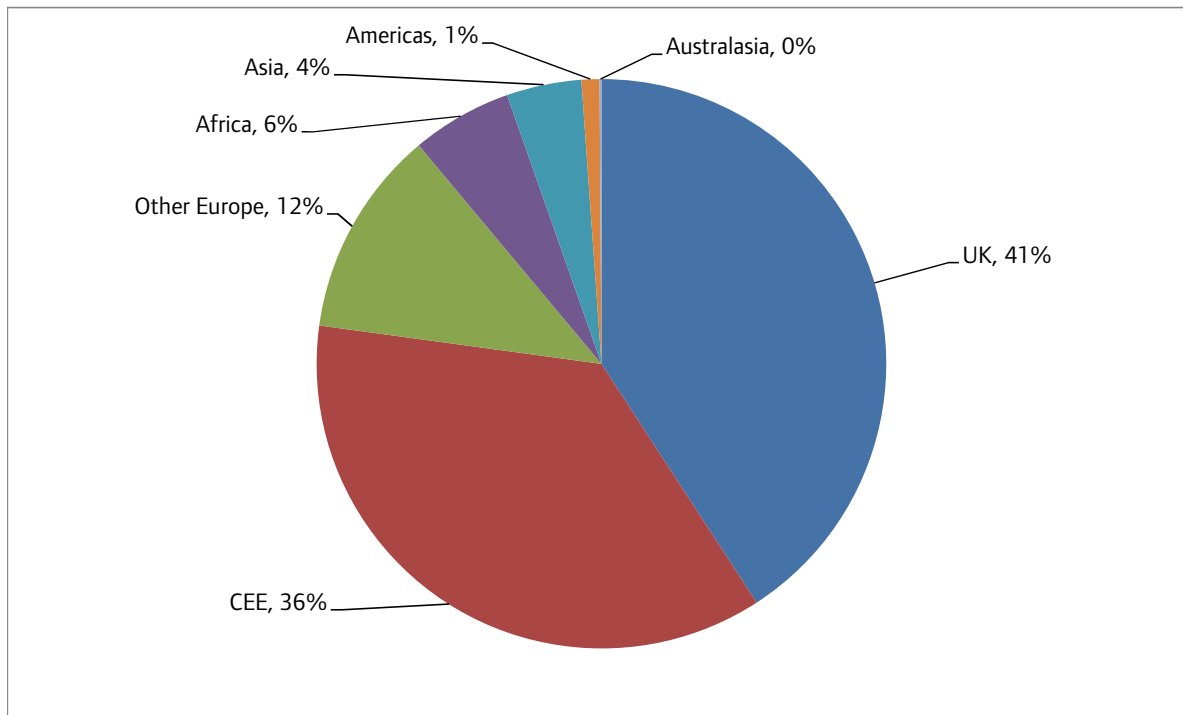
	Oct-Dec 14		Jan-Mar 15		Apr-Jun 15	
Nationality	No.	%	No.	%	No.	%
UK	1105	44%	979	43%	1115	41%
Ireland (Republic of)	58	2%	51	2%	56	2%
France	19	1%	23	1%	36	1%
Germany	13	1%	10	0%	14	1%
Italy	41	2%	45	2%	45	2%
Portugal	37	1%	41	2%	57	2%
Spain	33	1%	26	1%	30	1%
Bulgaria	61	2%	36	2%	40	1%
Czech Republic	21	1%	17	1%	19	1%
Estonia	5	0%	3	0%	4	0%
Hungary	31	1%	23	1%	42	2%
Latvia	42	2%	34	1%	40	1%
Lithuania	90	4%	68	3%	75	3%
Poland	214	9%	183	8%	235	9%
Romania	383	15%	430	19%	525	19%
Slovakia	15	1%	17	1%	10	0%
Slovenia	0	0%	0	0%	2	0%
<i>Central and East Europe Subtotal</i>	<i>862</i>	<i>34%</i>	<i>811</i>	<i>36%</i>	<i>992</i>	<i>36%</i>
Other Europe	55	2%	54	2%	83	3%
Africa	133	5%	123	5%	156	6%
Asia	116	5%	103	5%	116	4%
Americas	28	1%	18	1%	28	1%
Australasia	2	0%	0	0%	3	0%
Missing	7		7		7	
Not known	56		52		37	
<i>Total (incl. Missing/Not known)</i>	<i>2565</i>		<i>2343</i>		<i>2775</i>	
Total (excl. Missing/Not known)	2502	100%	2284	100%	2731	100%

Note: Percentages are calculated from total excluding clients whose nationality was not known or not recorded.

In individual borough reports some nationalities included in the table above may have '0' clients recorded against them – these nationalities are included in this standardised table as they represent a significant number of clients across London as a whole.

Nationality: Breakdown by Area

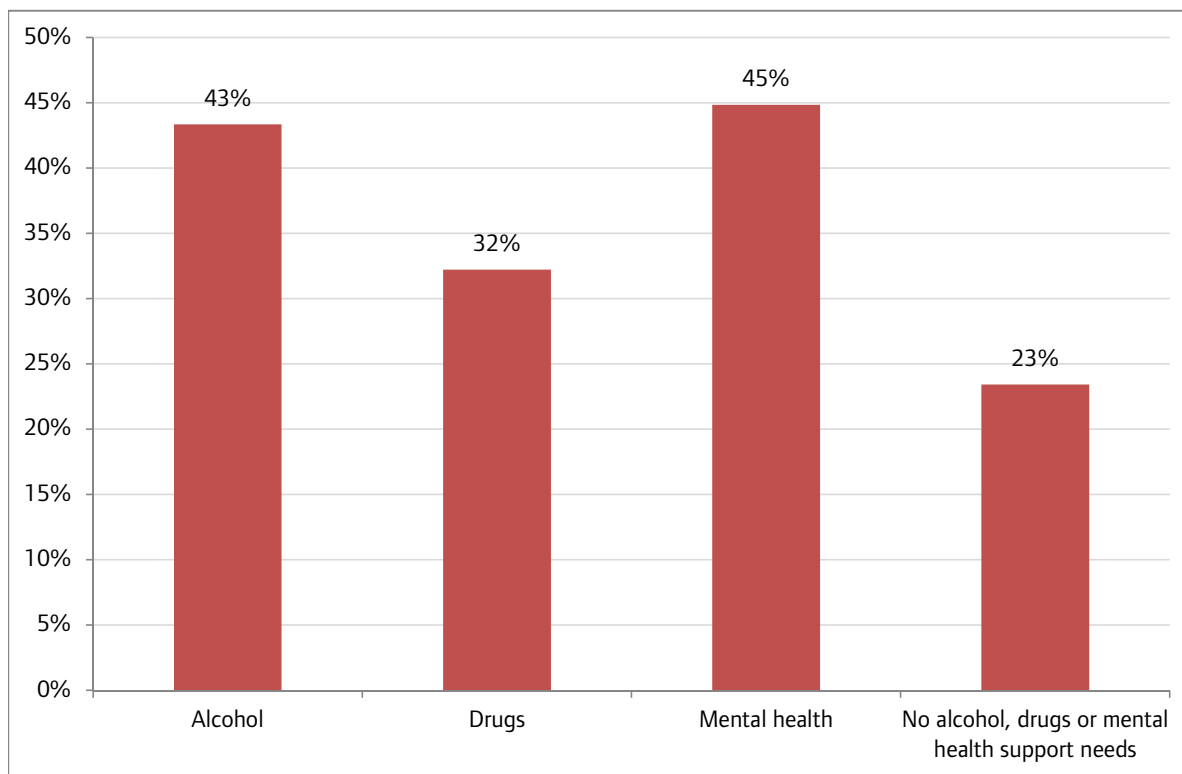
Nationality of people seen rough sleeping by outreach services, grouped by area.



Base: 2731. Note that the base figure for this chart excludes clients whose nationality is not known or recorded.

4. SUPPORT NEEDS

Support needs of people seen rough sleeping by outreach services.

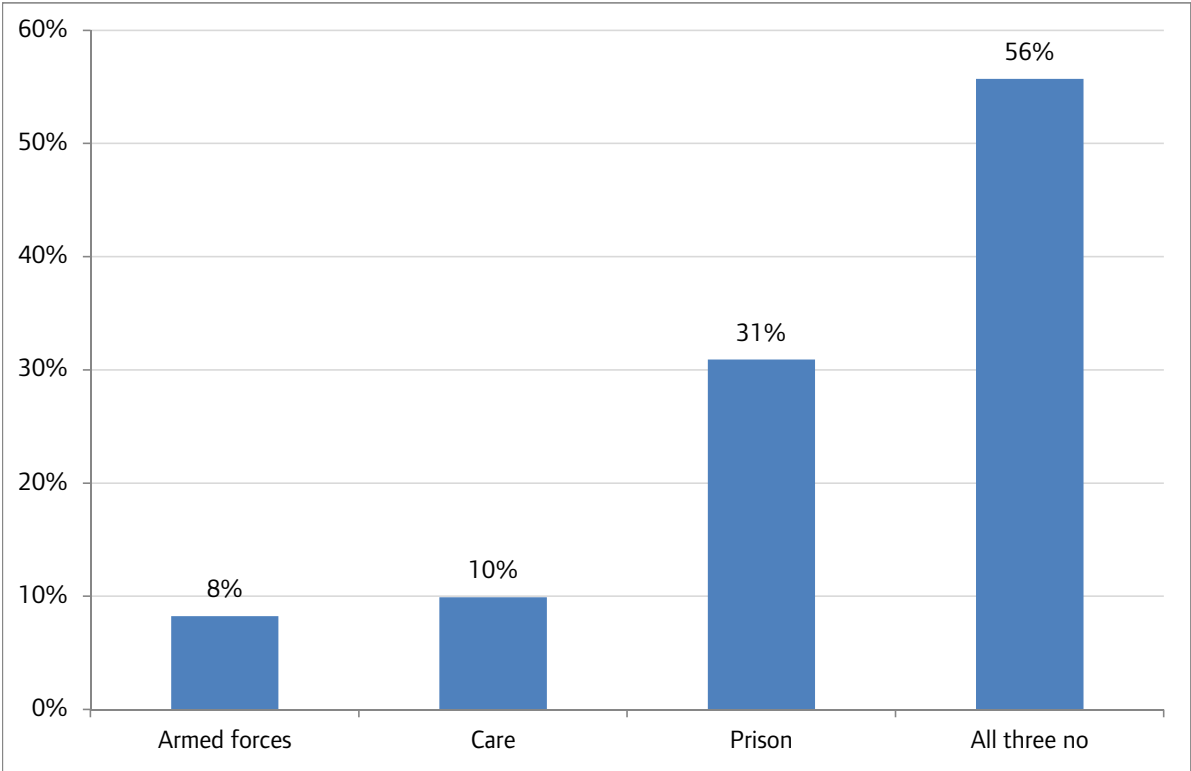


Base: 1861. Note that the base figure for this chart excludes clients where all three support needs are not known or not recorded (914)

Support Needs	No. people	% of people seen rough sleeping
Alcohol only	257	9%
Drugs only	109	4%
Mental health only	338	12%
Alcohol and drugs	149	5%
Alcohol and mental health	155	6%
Drugs and mental health	96	3%
Alcohol, drugs and mental health	246	9%
All three no	436	16%
All three not known or not assessed	914	33%
All three no, not known or not assessed	75	3%
Total	2775	100%

5. INSTITUTIONAL & ARMED FORCES HISTORY

People seen rough sleeping by outreach services, by experience of armed forces, care or prison.



Base: 1865. Note that the base figure for this chart excludes clients where all three institutional histories are not known or not recorded.

Nationality of rough sleepers with experience of armed forces:

Nationality	No. people	% of people seen rough sleeping
UK	49	3%
Non-UK	105	6%
Not known/recorded	0	0%
Total	154	8%

6. ACCOMMODATION & RECONNECTION OUTCOMES

Reconnections and bookings into accommodation achieved for verified rough sleepers by borough based services and London Street Rescue during the period.

Accommodation and reconnection outcomes by number of people:

	Jan-Mar 15	Apr-Jun 15
Outcome	No. people	No. people
Booked into accommodation or reconnected	606	525
Booked into accommodation*	517	446
Booked into long term accommodation	103	82
Booked into hostel accommodation	274	235
Booked into other accommodation	177	147
Reconnected	104	92
Booked into NSNO**	592	537

*Some people may have been booked into more than one type of accommodation during the period.

**People booked into NSNO may also have been accommodated or reconnected during the period. The figure given includes referrals from the borough by London Street Rescue.

Accommodation and reconnection outcomes by number of events:

Accommodation type	Jan-Mar 15		Apr-Jun 15	
	No. events	%	No. events	%
Temporary accommodation				
Assessment centre	86	12%	47	8%
Hostel	301	43%	256	43%
Second-stage accommodation	4	1%	5	1%
Clinic/Detox/Rehab	15	2%	12	2%
Bed & breakfast	22	3%	16	3%
Friends & family	8	1%	12	2%
Other temporary accommodation	53	8%	71	12%
<i>Temporary accommodation subtotal</i>	<i>489</i>	<i>69%</i>	<i>419</i>	<i>70%</i>
Long term accommodation				
St Mungo's complex needs	8	1%	7	1%
St Mungo's semi-independent	7	1%	5	1%
Supported housing	15	2%	10	2%
LA tenancy (general needs)	4	1%	7	1%
RSL tenancy (general needs)	1	0%	2	0%
Clearing House/RSI	20	3%	13	2%
Sheltered housing	2	0%	3	1%
Care home	2	0%	0	0%
Private rented sector - independent	29	4%	23	4%
Private rented sector - with some floating support	7	1%	8	1%
Tied accommodation	2	0%	0	0%
Other long-term accommodation	8	1%	4	1%
<i>Long term accommodation subtotal</i>	<i>105</i>	<i>15%</i>	<i>82</i>	<i>14%</i>
Bookings into accommodation total	594	84%	501	84%
Reconnection type				
Return to home area	82	12%	67	11%
Seeking work	12	2%	12	2%
Move to area for friends/family	63	9%	40	7%
Move to area with appropriate services	38	5%	40	7%
Reconnections total	112	16%	96	16%
Total	706	100%	597	100%

Note: An individual may have had more than one reconnection, or been booked into accommodation more than once, during the period.

7. NO SECOND NIGHT OUT & LONDON RECONNECTIONS

Outcomes achieved by non-outreach services covering the whole of London.

No Second Night Out Assessment Hub

People arriving at NSNO by admission criteria:

NSNO Admission Criterion	No. people
New rough sleeper	360
Known rough sleeper	194

Accommodation and reconnection outcomes by number of people:

Outcome	No. people
Booked into accommodation or reconnected	269
Booked into accommodation	230
Reconnected	135

London Reconnections Project

Accommodation and reconnection outcomes by number of people:

Outcome	No. people
Booked into accommodation or reconnected	69
Booked into accommodation	40
Reconnected	53

8. TEMPORARY ACCOMMODATION

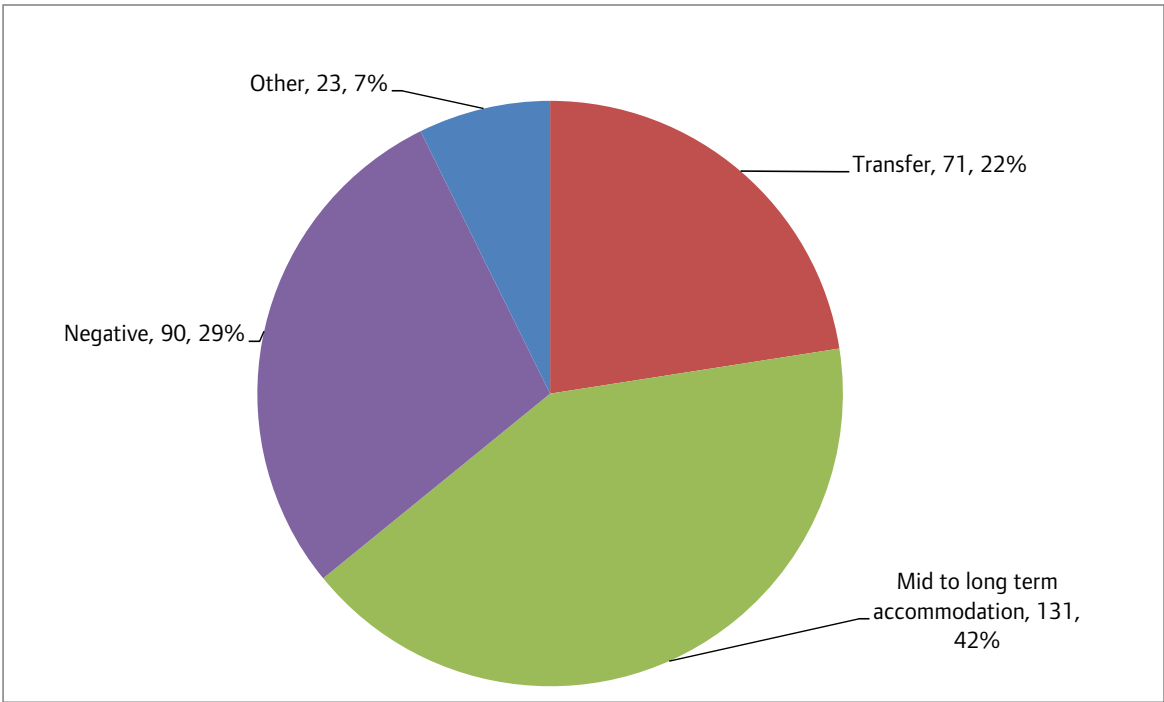
Hostels, assessment centres and second-stage accommodation.

Arrivals

A total of 293 individuals arrived at temporary accommodation during the period.

Departures: Destination on Departure

A total of 301 individuals departed from temporary accommodation during the period.



Base: 315

Destination on departure	Destination category	Chart colour
Assessment Centre, Bed & Breakfast, Detox clinic, Hospital - not long term/acute care, Hostel - another organisation, Hostel - within the organisation, NASS accommodation, Night shelter, NSNO assessment hub, NSNO staging post, Psychiatric hospital, Rehab clinic, Temporary accommodation (LA)	Transfer	
Accommodation where client is owner, Care home, Clearing House/RSI, Hospital - long term, LA tenancy (general needs), Long stay hospice, Private rented sector - independent, Private rented sector - with some floating support, Returned to home country (EEA), Returned to home country (non EEA), RSL tenancy (general needs), Sheltered Housing, Supported Housing, Tied accommodation with work	Mid to long term accommodation	
Committed suicide, Not known, Sleeping rough/Returned to streets, Taken into custody	Negative	
Died, Previous home, Staying with family, Staying with friends	Other	

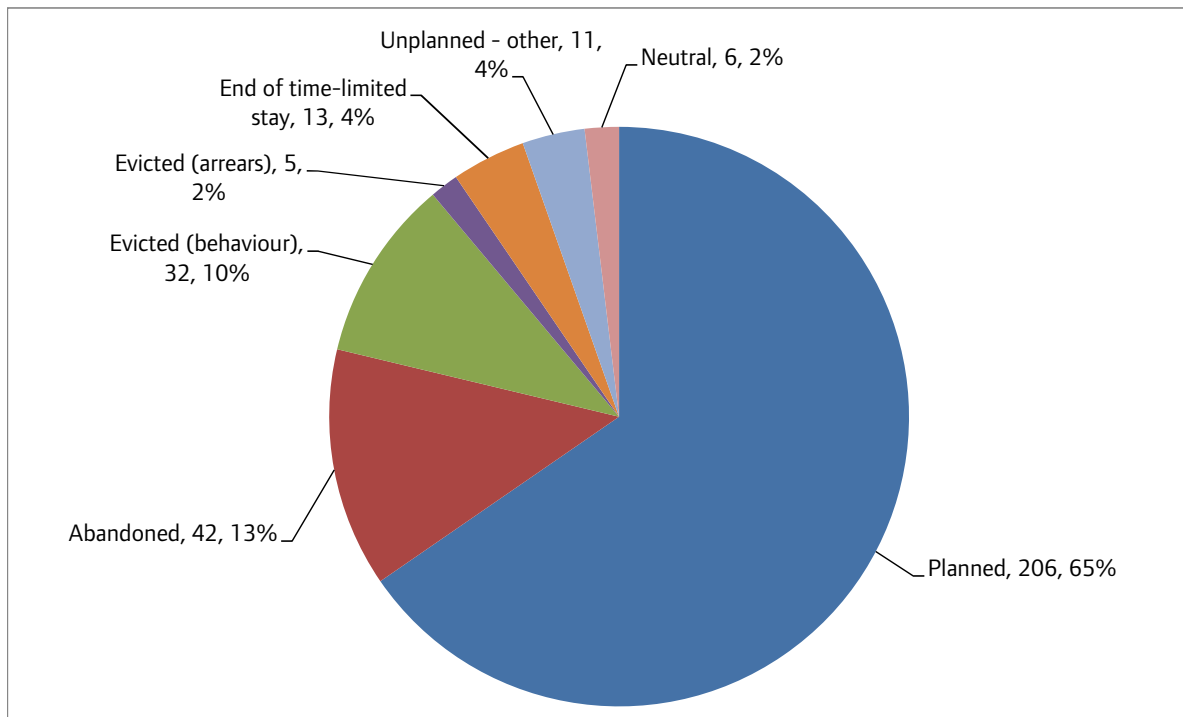
Note: An individual may have had more than one accommodation departure during the period.

Destination on departure	No. departures	%
Transfer		
Assessment centre	4	1%
Bed & breakfast	2	1%
Detox clinic	8	3%
Hospital - not long term/acute care	3	1%
Hostel - another organisation	19	6%
Hostel - within the organisation	24	8%
NASS accommodation	0	0%
Night shelter	2	1%
NSNO assessment hub	0	0%
NSNO staging post	0	0%
Psychiatric hospital	1	0%
Rehab clinic	0	0%
Temporary accommodation (LA)	8	3%
<i>Transfer subtotal</i>	<i>71</i>	<i>23%</i>
Mid to long term accommodation		
Accommodation where client is owner	0	0%
Care home	2	1%
Clearing House/RSI	8	3%
Hospital - long term	1	0%
LA tenancy (general needs)	0	0%
Long stay hospice	0	0%
Private rented sector - independent	6	2%
Private rented sector - with some floating support	6	2%
Returned to home country (EEA)	74	23%
Returned to home country (non EEA)	7	2%
RSL tenancy (general needs)	3	1%
Sheltered Housing	2	1%
Supported Housing	22	7%
Tied accommodation with work	0	0%
<i>Mid to long term accommodation subtotal</i>	<i>131</i>	<i>42%</i>
Negative		
Committed suicide	0	0%
Not known	51	16%
Sleeping rough/Returned to streets	21	7%
Taken into custody	18	6%
<i>Negative subtotal</i>	<i>90</i>	<i>29%</i>
Other		
Died	6	2%
Previous home	1	0%
Staying with family	6	2%
Staying with friends	10	3%
<i>Other subtotal</i>	<i>23</i>	<i>7%</i>
Total	315	100%

Note: An individual may have had more than one accommodation departure during the period.

Departures: Reason for Leaving

Temporary accommodation departures by reason for leaving.



Base: 315

Note: An individual may have had more than one accommodation departure during the period.

9. METHODOLOGY

From January 2014 onwards, CHAIN rough sleeping figures returned to being reported on a quarterly basis, following a two year period of reporting on a bi-monthly cycle.

Alongside the change in reporting period, we have also made some other adjustments to our reporting methodology. People who have been seen rough sleeping in more than one borough during the period will now be counted towards the figures for each relevant borough, rather than being assigned to one borough only, as was previously the case with bi-monthly reports. This means that the overall unique rough sleepers total for London will not be the same as the sum of all separate borough figures.

The new quarterly reports continue to employ the methodology of assigning rough sleepers to categories based on the following factors:

- Whether they were new rough sleepers during the period
- How many times they were seen rough sleeping during the period
- Number of days elapsed between first and last time they were seen rough sleeping during the period

We continue to apply the same thresholds for the above factors to the quarterly reporting period that we previously used for bi-monthly reporting. A further explanation of the individual categories follows.

New rough sleepers

New rough sleepers, who were seen for the first time during the period. The total number of new rough sleepers is broken down into those who were seen just once and did not have a second night out, those who were seen on several occasions, but as yet have not been on the streets long enough to count as 'living on the streets', and those new to the streets who remained there long enough to fulfil the criteria for 'living on the streets' (outlined below).

Living on the streets (LOS)

With the designation 'living on the streets' we refer to rough sleepers who have stayed on the streets after arriving, and are entrenched or at risk of becoming so. In determining who is counted as living on the streets we have used a combination of time on the streets (three or more weeks between the earliest and latest bedded down contact) and number of bedded down contacts (five or more contacts) during the period we are reporting on. If a person is seen bedded down six times, but only during one week, he or she does not count. If a person has four bedded down contacts, but spread over two months, he or she would also not count. To be counted a rough sleeper must have both elements.

The reporting period covers three months. However, to ensure that we do not miss those whose rough sleeping crosses over reporting periods we look back for the three weeks immediately before the start of the three month reporting period. For a rough sleeper in these circumstances, if they are not seen again, he or she will not be reported living on the streets in the next period.

The LOS total will include some who were new to the streets in the period, but whose stay extended beyond three weeks and who were seen bedded down at least five times - these are transferred from the new rough sleeper figures (shown in red in both section one and two of the report).

It is important to note that a rough sleeper who is included in the LOS total will not necessarily have been living on the streets for the entirety of the quarter in question, but they were living on the streets for a significant period during the quarter. The LOS total will also include some who are no longer on the streets, having gone into accommodation (or disappeared). They will not appear in the subsequent LOS total. Rough sleepers will only count as LOS during the period where they meet the above definition.

RS205+ refers to people who have been identified as especially hard to help because of their prolific history of rough sleeping. This group appear in the LOS chart if they have any number of bedded down contacts within the two months being reported on.

Intermittent rough sleepers

Intermittent rough sleepers are those who are not new in this period, and have not been seen rough sleeping enough to be deemed living on the streets. This group includes those who sleep rough periodically for very short periods (including some street drinkers and beggars). It also will include those who return to the streets for a longer period (but in this period less than the 'living on the streets' definition). Those that go on to be living on the streets will appear in that category in the next period.

